



DRAW A CAT!


STEP 1: DRAW A CIRCLE FOR THE HEAD



STEP 2: DRAW 2 DOTS FOR EYES



STEP 3: DRAW A TRIANGLE FOR THE NOSE



STEP 4: DRAW 2 CURVED LINES FOR THE MOUTH



STEP 5: DRAW 2 POINTY EARS



STEP 6: DRAW STRAIGHT LINES FOR WHISKERS



DRAW A CAT!

STEP 7: DRAW 2 CURVED LINES FOR THE BODY



STEP 8: DRAW 2 HALF-CIRCLES & SHORT STRAIGHT LINES FOR PAWS



STEP 9: DRAW A LONG, WAVY LINE FOR THE TAIL

